



IMPORTANT NOTICE

2026/27 MANDATORY GRANT EXTENSION

PROVISION FOR THE SUBMISSION OF EXTENSION REQUESTS FOR THE 2026/27 MANDATORY GRANT APPLICATIONS

The Manufacturing, Engineering and Related Services Sector Education and Training Authority (merSETA) acknowledges that some companies may require additional time to conclude their Mandatory Grant (MG) applications for the 2026/27 Financial Year.

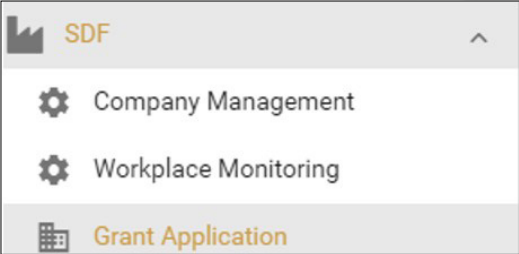
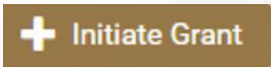
The Manufacturing, Engineering and Related Services Sector Education and Training Authority (merSETA) acknowledges that some companies may require additional time to conclude their Mandatory Grant (MG) applications for the 2026/27 financial year.

Accordingly, the merSETA hereby notifies stakeholders who have initiated their Mandatory Grant applications of the following:

- An option to apply for an extension has been approved by the merSETA Accounting Authority (ACEO). All extension applications must be submitted on or before 30 April 2026.
- Extension requests must include the company levy number in the submitted letter.
- Requests may be submitted via the NSDMS system or sent via email to mandatorygrants@merseta.org.za.
- Please note that stakeholders are requested to use only one submission method and not both.
- The option to apply for an extension until 31 May 2026 is applicable only to companies that have already initiated their 2026/27 Mandatory Grant application on the NSDMS system.

Kindly note that the merSETA will not consider manual extension requests submitted on or before 30 April 2026 where no Mandatory Grant application has been initiated on the NSDMS system.

HOW TO APPLY FOR AN EXTENSION

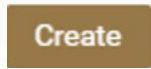
Log onto the NSDMS system, select "SDF", use the dropdown box and select "Grant Application".	
If you have not initiated your grant application, select the "Initiate Grant" Tab	

Select the **“Financial Year”** and under the **“Apply”** dropdown, select Mandatory Grant.

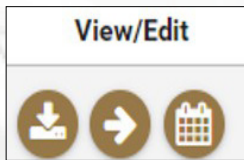
Financial Year 2027 ▾

Apply for Mandatory Grant ▾

Thereafter click on the **“Create”** tab for the application to be created.



On the far righthand side of your screen, click on the **“Calendar”** icon where you will see **“View/Edit”**



Type in your **Reason for Extension** and attach a letter from the company explaining the reason for requesting an extension. Please ensure that the levy number is listed on the letter.

EXTENSION REQUEST PROCESSING

Available Companies

Company Name	Entity ID	Email	Status	Size of Company	Levy Paying	K&K	View/Edit
Company1	company1@	company1@	Active	Small (1 - 49)	✓	✓	

Page: 1 of 1

STEPS TO INITIATE AN EXTENSION

1. Go to **SDF**
2. Click on **Grant application**
3. Click on **View/Edit**
4. Click on calendar for **Extension Request**
5. Type in **Reason for Extension**
6. Upload supporting letter/document on company letterhead that is signed and dated
7. Click on **Submit**

The merSETA will review and the outcome can be viewed under the View/Edit button under 4 once processed

Company Grant Application

ID	Financial Year	Status	Decision Date	Applied for extension	DD Verification Status	View/Edit
4457	2020	Not Submitted in Progress	N/A	✗	N/A	

Extension Request

Reason for Extension:
 New Dept. - Reason

Type:
 Original File Name:
 Updated By:
 Updated:
 Version:
 Original required: ✗

Submit

Thereafter click on the **“Submit”** button



IMPORTANT REMINDER

Extension requests received after **30 April 2026** will NOT be considered.

Yours sincerely,

Christine Adams
Manager: Mandatory Grants